

# A STEP-BY-STEP GUIDE ON HOW TO ENROLL IN YUPRO PLACEMENT'S ABODE COURSERA UPSKILLING PROGRAM



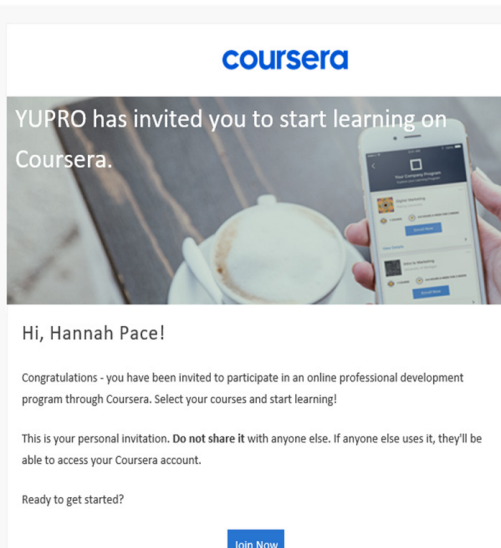
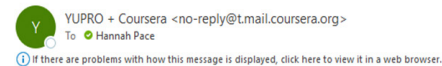
YUPRO Placement has partnered with Adobe and Coursera to provide a seamless path for career growth through accessible, high-quality online learning. By combining YUPRO Placement's expertise in workforce development with Adobe's innovative programs, this partnership offers individuals the tools and resources needed to upskill, advance in their careers, or transition into new fields.

## STEP-BY-STEP GUIDE TO ENROLLMENT

### STEP 1: ACCEPT YOUR INVITATION

- Open your email inbox and look for an invitation from **no-reply@t.mail.coursera.org** with the subject line indicating your enrollment invitation.
- If you cannot find the email, check your spam, junk, or promotions folder.
- Click the link in the email to access the Adobe Coursera Learning Portal.
- If you already have a Coursera account, log in using your credentials. If not, create a new Coursera account using the email address provided in the invitation.
- Once logged in, you should see your enrollment invitation. Click **"Accept"** to proceed.

You're invited to learn on Coursera!



### STEP 2: SELECT YOUR CERTIFICATE PROGRAM

- After accepting the invitation, you will be directed to the YUPRO Adobe Learning Program Home Page.
- You will see a list of available Adobe Career Certificates, including courses in Graphic Design, Marketing, and more.
- Click on the certificate program that aligns with your career goals and interests.
- Take time to review the course description, learning objectives, and estimated duration to ensure the program meets your needs.

#### YUPRO & Adobe

Your career goal is **pending**. Set your goals today.

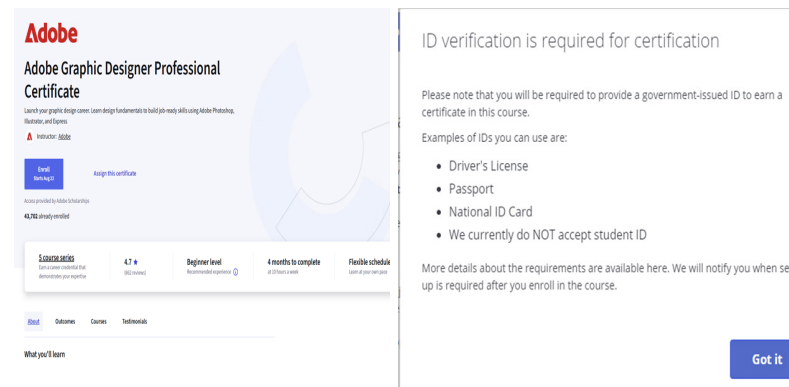
#### Collections selected by Adobe Scholarships

##### Adobe Content



### STEP 3: ENROLL IN YOUR CERTIFICATE

- Click the **"Enroll"** button to begin your selected certificate program.
- Some courses may require you to verify your identity by uploading a valid form of identification.
- Follow the on-screen prompts carefully to complete the enrollment process.
- Once enrollment is complete, you will receive an enrollment confirmation on the screen.
- You may also receive a welcome email from Coursera with additional details about your course.



EMAIL [UPSKILLING@YUPRO.COM](mailto:UPSKILLING@YUPRO.COM) OR VISIT US AT [YUPRO.COM](https://www.yupro.com)

# A STEP-BY-STEP GUIDE ON HOW TO ENROLL IN YUPRO PLACEMENT'S ABODE COURSERA UPSKILLING PROGRAM

**YUPRO  
PLACEMENT**  
PART OF YEAR UP UNITED



## STEP 4: ACCESS YOUR COURSE

- Return to your Coursera Dashboard by clicking on your profile or navigating to the home page.
- Under **"My Courses"**, locate your newly enrolled certificate program.
- Click **"Go to Course"** to enter the learning portal.
- You will see an overview of your course structure, including modules, assignments, quizzes, and project requirements.
- Review the course outline and begin with the first lesson.
- Make sure to track deadlines and required assignments to stay on schedule.



### Adobe Graphic Designer Professional Certificate

Launch your graphic design career. Learn design fundamentals to build job-ready skills using Adobe Photoshop, Illustrator, and Express

 Instructor: Adobe

[Go To Course](#) [Assign this certificate](#)

43,702 already enrolled

## STEP 5: CHECK YOUR EMAIL FOR CONFIRMATION

Shortly after enrollment, you will receive an email from Coursera confirming your registration. This email may include:


- A direct link to your course.
- Instructions on how to navigate the platform.
- Expected deadlines and course progress tracking tips
- Contact information for technical support.

**Bookmark or save this email for future reference.**

Welcome to the Adobe Graphic Designer!



Coursera <no-reply@tmail.coursera.org>  
To: Hannah Pace

 If there are problems with how this message is displayed, click here to view it in a web browser.

**coursera**

My Courses/Cours

Welcome to the Professional Certificate!

You've just joined Adobe Graphic Designer. Congratulations—you've taken a huge step committing to mastering a skill. We're excited for you!

Before you dive in, we have a few tips to help you succeed:

1. Start with the first course. There are 5 courses in this Certificate. The first course is [Fundamentals with AI](#). It's available to start today.
2. Set a schedule and mark your calendar. There's a lot of material to learn, and our most successful learners tell us they're diligent about setting a schedule and sticking to it. In most Cert you should plan to complete one course every 4-6 weeks.
3. Find a study group. Learners are much more likely to successfully complete a course enrolling with friends, or connect with other learners in the course forums.

## NEED ASSISTANCE?

For technical issues, enrollment concerns, or course access requests, contact [upskilling@yupro.com](mailto:upskilling@yupro.com).

When reaching out, provide:

- Full Name
- Registered Email Address
- Description of the Issue (e.g., missing invitation, login troubles, course access problems, etc.)

## ADDITIONAL TIPS FOR SUCCESS

### STAY ORGANIZED WITH A STUDY SCHEDULE

Set specific times each week to study and stick to your schedule. Consistency is key to completing your course and ensuring you don't fall behind. Treat your learning like a job by setting aside dedicated time for coursework.

### APPLY LEARNINGS DIRECTLY TO YOUR JOB SEARCH

Use the knowledge you gain from the course to improve your job search strategy. Whether it's improving your resume with new skills, tailoring your LinkedIn profile to reflect your expertise, or applying what you've learned to job applications, make sure to integrate your new knowledge to enhance your job-seeking efforts.

### LEVERAGE GOOGLE'S CAREER RESOURCES

Adobe Coursera courses often offer career support, including resume building, interview preparation, and job search strategies. Take full advantage of these resources to sharpen your job application materials and get guidance on entering the job market.

### TAKE ADVANTAGE OF NETWORKING OPPORTUNITIES

Coursera's platform provides opportunities for networking with fellow learners and instructors. Engage in course discussion forums, participate in study groups, and connect with peers on LinkedIn. Networking can help you stay motivated and could lead to job opportunities through connections.

**EMAIL [UPSKILLING@YUPRO.COM](mailto:upskilling@yupro.com) OR VISIT US AT [YUPRO.COM](https://yupro.com)**