

# A STEP-BY-STEP GUIDE ON HOW TO ENROLL IN YUPRO PLACEMENT'S IBM SKILLSBUILD UPSKILLING PROGRAM

YUPRO Placement has partnered with IBM SkillsBuild to provide learners with access to free industry-recognized certifications, hands-on learning opportunities, and mentorship from professionals. Through this partnership, job seekers gain access to high-quality training in technology, business, and professional skills, preparing them for in-demand career opportunities.

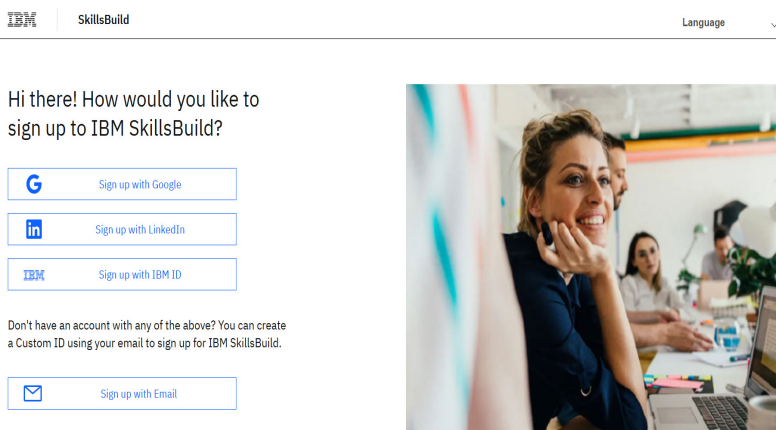
## STEP-BY-STEP GUIDE TO ENROLLMENT

### STEP 1: ACCEPT YOUR INVITATION

Click [here](#) to start the registration process.

### STEP 2: LOG INTO YOUR ACCOUNT

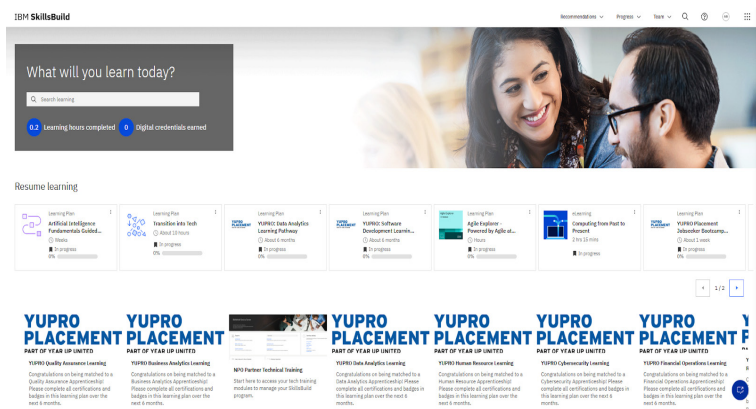
- Choose to log in via **Google**, your personal email, or the email connected to your **LinkedIn account**.
- Do not** select IBM ID or Custom ID options.



### STEP 3: EXPLORE AND SELECT A LEARNING PLAN

Once logged in, browse the available learning plans or use the search bar to find courses that interest you. If you see a course requiring additional access, send a request to [upskilling@yupro.com](mailto:upskilling@yupro.com).

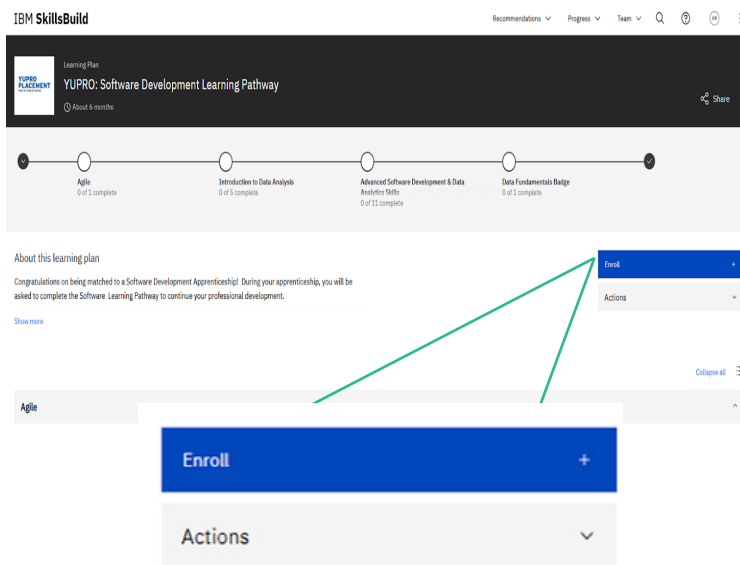
Access requests may take up to five business days to be approved.



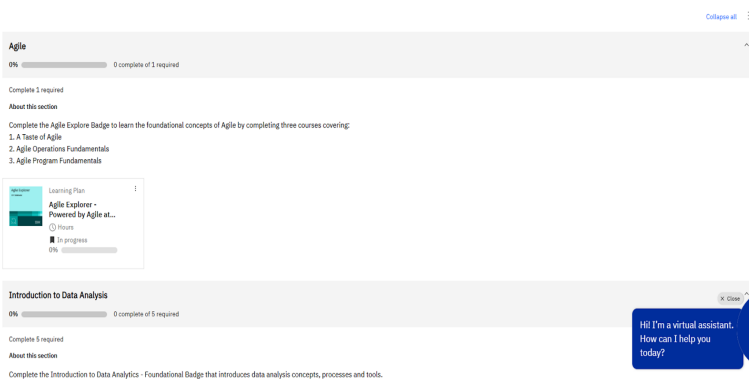
# A STEP-BY-STEP GUIDE ON HOW TO ENROLL IN YUPRO PLACEMENT'S IBM SKILLSBUILD UPSKILLING PROGRAM

## STEP 5: ENROLL IN A COURSE AND START LEARNING

Scroll through the available courses and select a learning plan. Click **"Enroll"** to gain access to the course materials. Each module includes lessons, videos, and quizzes to guide your learning. Follow the recommended order of courses to progress efficiently.



Below is a sample screenshot of what the course dashboard looks like after enrollment, so you know what to expect.



## NEED ASSISTANCE?

For technical issues, enrollment concerns, or course access requests, contact [upskilling@yupro.com](mailto:upskilling@yupro.com).

When reaching out, provide:

- Full Name
- Registered Email Address
- Description of the Issue (e.g., missing invitation, login troubles, course access problems, etc.)

## ADDITIONAL TIPS FOR SUCCESS

### TRACK YOUR PROGRESS AND EARN BADGES

Within each learning plan, modules will outline the specific skills and badges you can earn. Start with the first course in your plan and follow the instructions for completing each module. Badges serve as digital credentials to showcase your accomplishments.

### UTILIZE THE MENTORING PORTAL

IBM SkillsBuild includes a Mentoring Portal where you can connect with experienced professionals in your field. Take advantage of mentorship opportunities to gain career advice and insights from industry experts.

### LEVERAGE IBM SKILLSBUILD'S CAREER RESOURCES

IBM SkillsBuild offers a variety of career development tools, including resume-building assistance, job search guidance, and mentorship opportunities. Take advantage of these resources to refine your professional materials, prepare for interviews, and understand industry expectations.

### STAY COMMITTED TO COMPLETING YOUR COURSE

Earning IBM SkillsBuild certifications can enhance your resume and make you a stronger job candidate. Set goals for completing each module, track your progress, and ensure you submit any required assignments on time. Your dedication to learning will demonstrate your commitment to skill development and career growth.